

GCE

Physics A

Unit **H556/03**: Unified physics

Advanced GCE

Mark Scheme for June 2017

OCR (Oxford Cambridge and RSA) is a leading UK awarding body, providing a wide range of qualifications to meet the needs of candidates of all ages and abilities. OCR qualifications include AS/A Levels, Diplomas, GCSEs, Cambridge Nationals, Cambridge Technicals, Functional Skills, Key Skills, Entry Level qualifications, NVQs and vocational qualifications in areas such as IT, business, languages, teaching/training, administration and secretarial skills.

It is also responsible for developing new specifications to meet national requirements and the needs of students and teachers. OCR is a not-for-profit organisation; any surplus made is invested back into the establishment to help towards the development of qualifications and support, which keep pace with the changing needs of today's society.

This mark scheme is published as an aid to teachers and students, to indicate the requirements of the examination. It shows the basis on which marks were awarded by examiners. It does not indicate the details of the discussions which took place at an examiners' meeting before marking commenced.















All examiners are instructed that alternative correct answers and unexpected approaches in candidates' scripts must be given marks that fairly reflect the relevant knowledge and skills demonstrated.

Mark schemes should be read in conjunction with the published question papers and the report on the examination.

OCR will not enter into any discussion or correspondence in connection with this mark scheme.

© OCR 2017

Annotations available in Scoris

Annotation	Meaning
	Benefit of doubt given
	Contradiction
	Incorrect response
	Error carried forward
	Level 1
	Level 2
	Level 3
	Transcription error
	Benefit of doubt not given
	Power of 10 error
	Omission mark
	Error in number of significant figures
	Correct response
	Wrong physics or equation

Abbreviations, annotations and conventions used in the detailed Mark Scheme (to include abbreviations and subject-specific conventions).

Annotation	Meaning
/	alternative and acceptable answers for the same marking point
(1)	Separates marking points
reject	Answers which are not worthy of credit
not	Answers which are not worthy of credit
IGNORE	Statements which are irrelevant
ALLOW	Answers that can be accepted
()	Words which are not essential to gain credit
—	Underlined words must be present in answer to score a mark
ecf	Error carried forward
AW	Alternative wording
ORA	Or reverse argument

CATEGORISATION OF MARKS

The marking schemes categorise marks on the MACB scheme.

B marks: These are awarded as independent marks, which do not depend on other marks. For a **B**-mark to be scored, the point to which it refers must be seen specifically in the candidate's answers.

M marks: These are method marks upon which **A**-marks (accuracy marks) later depend. For an **M**-mark to be scored, the point to which it refers must be seen in the candidate's answers. If a candidate fails to score a particular **M**-mark, then none of the dependent **A**-marks can be scored.

C marks: These are compensatory method marks which can be scored even if the points to which they refer are not written down by the candidate, providing subsequent working gives evidence that they must have known it. For example, if an equation carries a **C**-mark and the candidate does not write down the actual equation but does correct working which shows the candidate knew the equation, then the **C**-mark is given.

A marks: These are accuracy or answer marks, which either depend on an **M**-mark, or allow a **C**-mark to be scored.

Note about significant figures:

If the data given in a question is to 2 sf, then allow to 2 or more significant figures.


If an answer is given to fewer than 2 sf, then penalise once only in the entire paper (except for Q3 where SF are examined).

Any exception to this rule will be mentioned in the Additional Guidance.

Question		Answer	Marks	Guidance
1	(${}^{238}_{92}\text{U} \rightarrow {}^{234}_{90}\text{Th} + \dots$ ${}^4_2\text{He}$ or ${}^4_2\alpha$	B1 B1	allow proton and/or nucleon number to the right of symbol allow γ -photon; zero for any other extra particle
	(b)	$mv = (4.00 - 0.0665) \times 10^{-25} \times 2.40 \times 10^5 = 9.44 \times 10^{-20}$ $v = 9.44 \times 10^{-20} / 6.65 \times 10^{-27} = 1.42 \times 10^7$ $\text{k.e.} = \frac{1}{2} \times 6.65 \times 10^{-27} \times (1.42 \times 10^7)^2 = 6.70 \times 10^{-13} \text{ (J)}$ $6.70 \times 10^{-13} / 1.60 \times 10^{-13} = 4.19 \text{ (MeV)}$	C1 C1 A1 B1	allow 0.07×10^{-25} for α -particle mass max 3 if use 4.00 instead of 3.93 in momentum eq'n allow ratio of masses 234 and 4 or calculations using 234u and 4u allow $p^2/2m$ calculation for k.e. accept 4.0 to 4.2; ecf (calculated value of k.e. in J)/e N.B. the correct answer automatically gains all 4 marks
	(c)	$\Delta A = 32 = 4n_\alpha$ so $n_\alpha = 8$ $\Delta Z = 10 = 2n_\alpha - n_\beta$ so $n_\beta = 6$ argument/reasoning given for both n_α and n_β	B1 B1 B1	allow 8 (decays), i.e no mention of α particles allow $10 - 16 = -6$; NOT $14 - 8 = 6$; must state $\beta(-)$ particles e.g. change in mass number caused by α decay, change in proton number combination of α and β
Total			9	

Question		Answer	Marks	Guidance
2	($F = Bev$ and $F = eE$ $E = V/a$ or $F = (eE) = eV/a$ $Bev = eV/a$ giving $V = Bva$	B1 B1 B1	allow Q or q for e
	(b) (i)	$I = nAev$; $v = 60 \times 10^{-3} / 1.2 \times 10^{23} \times 1.6 \times 10^{-19} \times 5.0 \times 0.2 \times 10^{-6}$ $v = 3.1 \text{ (m s}^{-1}\text{)}$	C1 C1 A1	allow any subject
	(ii)	$V = 80 \times 10^{-3} \times 3.1 \times 5.0 \times 10^{-3} = 1.2 \times 10^{-3} \text{ (V)}$	A1	ecf (b)(i); allow 1.2 mV; $1.3 \times 10^{-3} \text{ (V)}$
	(c) (i)	Hall probe only compares B-fields/AW or V will be too small/less than 1 mV so not easy to measure	B1	allow any sensible comment, e.g. how do you convert the measured V into a B value
	(ii)	find B using $F = BI$; F is measured by weighing magnets (e.g. placed on top pan balance assuming wire is fixed); graph of F against I to find $B(I)$ from gradient/AW; greatest uncertainty: measurement of I in B-field sensible reason/justification for choosing I or small masses	B1 B1 B1 B1 B1	max 4 of the 5 marking points alt measure F by adding small masses to wire to return it to zero current position or use readings of F at several I to find average F/I , etc. or measurement of small masses in alt. method, etc quantitative suggestion about % error i.e. I small (1 mm in 60) leading to large % uncertainty or difficulty in determining edge/end of B-field
Total			12	

Question		Answer	Marks	Guidance
3	(a)	Take \ln to give $\ln V = - (t/C).1/R + \ln V_0$ gradient (m) = (-) t/C where $t = 15$	M1 A1	allow $\ln (V/V_0) = - (t/C).1/R$
	(b)	(i)	B1	value plus uncertainty required for the mark
		(ii)	B1 B1	ignore accuracy of length of error bar; ecf bi value or both worst acceptable lines drawn
		(iii)	C1 A1 B1 B1	accept 6.4 to 6.8 ignore power of 10 accept $2.3 \pm 0.1 \times 10^{-4}$ allow ecf for the point calculated incorrectly in b(ii) ; steepest or shallowest possible line that passes through <u>all</u> the error bars; should pass from top of top error bar to bottom of bottom error bar or bottom of top error bar to top of bottom error bar allow e.g. $(C) \pm 0.2 \times 10^{-4}$; allow value of C to 4 SF but N.B. the uncertainty and the value of C must be to the same number of decimal places allow $230 \pm 30 \mu\text{F}$ etc allow equivalent unit including $\text{s } \Omega^{-1}$, C V^{-1} , A s V^{-1}
	(c)	$\ln(0.1) = -15/RC$ or $R = -15/C \ln(0.1)$ or $R = 0.65/C$ $R = 0.65/2.3 \times 10^{-4}$ giving $R = 28 \text{ k}\Omega$	C1 A1	$\ln(0.1) = -2.30$ ecf (b)(iii)
		Total	11	

Question		Answer	Marks	Guidance
4		see page 12	B1 x 6	
	(b) (i)		B1	two arrows needed not across resistor; allow a surrounding circle with arrows outside circle
	(ii)1	from graph 3.0 (k Ω) $I = 4.0/3.0 = 1.33 \times 10^{-3} \text{ A}$ or $R = 2.0/4.0 \times 3.0 \times 10^3$ $R = (6.0 - 4.0)/1.33 \times 10^{-3} = 1.5 \times 10^3 (\Omega)$	B1 C1 A1	allow 3.1 ± 0.1 (k Ω) accept 1.3 mA; accept potential divider argument allow 1.5 k Ω ; special case: using 2.4 V in place of 4.0 V gives $R = 4.5 \text{ k}\Omega$; give 1 mark out of 2
	(ii)2	at 2.4 V $R_{\text{LDR}} = 1.0 \text{ k}\Omega$ giving 2.5 (W m $^{-2}$)	M1 A1	ecf (b)(ii) ; allow potential divider or $I = 2.4 \text{ mA}$; for special case: $R_{\text{LDR}} = 9.0 \text{ k}\Omega$; give 1 mark out of 2 allow 2.4 to 2.6 W m $^{-2}$ N.B. remember to record a mark out of 5 here
		Total	12	

Question	Answer	Marks	Guidance
4 (a)	<p>Level 3 (5 - 6 marks) Clear planning and correct identification of terminals and position of components</p> <p><i>There is a well-developed line of reasoning which is clear and logically structured. The information presented is clear relevant and substantiated.</i></p> <p>Level 2 (3 – 4 marks) Clear planning and correct identification of some components / terminals</p> <p><i>There is a line of reasoning presented with some structure. The information presented is in the most part relevant and supported by some evidence.</i></p> <p>Level 1 (1 – 2 marks) Some planning and/or an attempt at identifying component / terminals</p> <p><i>There is an attempt at a logical structure with a line of reasoning. The information is in the most part relevant.</i></p> <p>0 marks <i>No response or no response worthy of credit.</i></p>	B1 x 6	<p>Use level of response annotations in RM Assessor, e.g. L2 for 4 marks, L2^ for 3 marks, etc.</p> <p>Indicative scientific points may include:</p> <p>Planning</p> <ul style="list-style-type: none"> • suitable circuit arrangements/diagrams drawn between two points which could be connected to the box terminals • use of R to limit current, e.g. to find CD terminals • logical plan of connection across terminals e.g. connect circuit to each pair of terminals in turn • identify terminals C and D as the circuit with the largest current/smallest resistance • A and B identified because CD known or the circuit including terminals AC/D has the smallest current/largest resistance <p>Identifying</p> <ul style="list-style-type: none"> • $V = IR$ quoted or used in calculations • $R_T = \Sigma R$ used to determine the 220 Ω or the 470 Ω resistors • For 220 Ω resistor (between AB or BC/D) current is 27 (mA) A or 19 (mA) with R • For 470 Ω resistor (between AB or BC/D) current is 13 (mA) or 11 (mA) with R • For both resistors (between AC/D) current is 8.7 (mA) or 7.6 (mA) with R • For wire (between CD) current is 0.060 A

Question		Answer	Marks	Guidance
5	(i)	sin or cos wave with 1.5 wavelengths (between C and R) y-axis showing scale ,i.e. (amplitude) $2.(0) \times 10^{-6}$ (m) correct scale on x-axis showing $\lambda = 0.2$ (m) X and Y labelled at adjacent intercepts on x-axis	B1 B1 B1 B1	unit must be present, e.g 10^{-6} m NOT if axis labelled time
	(ii)1	$v = A\omega$ or $2\pi fA$ $v = (2 \times 10^{-6} \times 2 \times 3.14 \times 1.7 \times 10^3 \Rightarrow) 2.1 \times 10^{-2}$ (m s ⁻¹ .)	C1 A1	or $\frac{1}{2}mv^2 = \frac{3}{2} kT$ so $v^2 = 3$ (k/m) 290 N.B. remember to record a mark out of 4 here
	(ii)2	$\frac{1}{2}Mv^2 = \frac{3}{2} RT$ and $T = 290$ $v = \sqrt{(3 \times 8.31 \times 290/0.029)}$ $v = 5(.0) \times 10^2$ (m s ⁻¹ .)	C1 A1	
	(b)	see page 14	B1 x 6	
Total			14	

Question	Answer	Marks	Guidance
5 (b)	<p>Level 3 (5 - 6 marks) Clear description and explanation for both experiments and some discussion of uncertainty</p> <p><i>There is a well-developed line of reasoning which is clear and logically structured. The information presented is clear relevant and substantiated.</i></p> <p>Level 2 (3 – 4 marks) Some description and explanation for both experiments or clear description and explanation for one experiment and some discussion of uncertainty</p> <p><i>There is a line of reasoning presented with some structure. The information presented is in the most part relevant and supported by some evidence.</i></p> <p>Level 1 (1 – 2 marks) Limited description and explanation for one experiment</p> <p><i>There is an attempt at a logical structure with a line of reasoning. The information is in the most part relevant.</i></p> <p>0 marks <i>No response or no response worthy of credit.</i></p>	B1 x 6	<p>Use level of response annotations in RM Assessor, e.g. L2 for 4 marks, L2^ for 3 marks, etc.</p> <p>Indicative scientific points may include:</p> <p>Description and explanation</p> <p>Experiment (a)</p> <ul style="list-style-type: none"> • Coherent signals/(sound) waves • Interference / superposition • Maximum signal / minimum signal • Idea of how wavelength is determined (e.g. distance between adjacent max positions = λ) • $v = f \times \lambda$ <p>Experiment (b)</p> <ul style="list-style-type: none"> • Stationary/standing wave produced • Superposition of waves travelling in opposite directions • Nodes / antinodes • Idea of how wavelength is determined (e.g. distance between adjacent nodes = $\lambda/2$) • $v = f \times \lambda$ <p>Uncertainty</p> <ul style="list-style-type: none"> • Measure multiples of λ • to reduce % uncertainty (by factor n) • move from minimum signal to minimum signal • so can increase sensitivity of scope to get better fix on each minimum position/ increase loudness from speaker • Lower frequency from signal generator • so increases λ with (%) uncertainty reduced • Do experiment outside • to reduce background reflections from room (so that sharper minima should be observed)

Question		Answer	Marks	Guidance
6		arrow down through centre of ball labelled weight or W or mg or 1.2 N	B1	zero if any other arrows or forces present
	(b) (i)	(horizontally) mv^2/r (or $mr\omega^2$) = $T \sin \theta$ and (vertically) W or mg = $T \cos \theta$ ($\tan \theta = v^2/rg$ or $r\omega^2/g$) $\tan \theta = 0.045 \times 4 \times 9.87 \times 2.2/9.81$ or $0.48/1.2$ (= 0.40) $\theta = 22^\circ$	M1 A1 A0	accept figures in place of algebra, $r = 0.045$ m $v = 0.42$ m s ⁻¹ $\omega = 3\pi$ rad s ⁻¹ ; $r\omega^2 = 4.0$ m s ⁻² ; $W = 1.2$ N and $m = 0.12$ kg and $mr\omega^2 = 0.48$ N accept labelled triangle of forces diagram N.B. this is a <i>show that Q</i> ; sufficient calculation must be present to indicate that the candidate has not worked back from the answer
	(ii)	$k = (mg/x_0 = 1.2 / 0.050) = 24$ (N m ⁻¹) ($T = mg / \cos \theta = kx$ giving) $x = 1.2 / 24 \cos 22$ $x = 0.054$ (m)	C1 C1 A1	or solution by ratios
	(c)	($y = \frac{1}{2}gt^2$ =) $0.18 = 0.5 \times 9.81 \times t^2$ giving $t = 0.19$ (s) ($x = vt$ =) $0.42 \times 0.19 = 0.08$ (m) distance = $\sqrt{(r^2 + x^2)} = \sqrt{(0.0020 + 0.0064)} = 0.092$ (m)	C1 C1 C1 A1	alt: projectile motion: $x = vt$, $y = \frac{1}{2}gt^2$ $y = \frac{1}{2}g(x/v)^2$ ecf (b)i for v ; $x^2 = 2yv^2/g = 2 \times 0.18 \times 0.42^2/9.81$
	(d)	T increases or string stretches or angle θ increases to provide/create a larger centripetal force	M1 A1	allow mv^2/r or $mr\omega^2$ in place of <i>centripetal force</i> causality must be implied to gain the A mark
Total			12	

OCR (Oxford Cambridge and RSA Examinations)
1 Hills Road
Cambridge
CB1 2EU

OCR Customer Contact Centre

Education and Learning

Telephone: 01223 553998

Facsimile: 01223 552627

Email: general.qualifications@ocr.org.uk

www.ocr.org.uk

For staff training purposes and as part of our quality assurance programme your call may be recorded or monitored

Oxford Cambridge and RSA Examinations
is a Company Limited by Guarantee
Registered in England
Registered Office; 1 Hills Road, Cambridge, CB1 2EU
Registered Company Number: 3484466
OCR is an exempt Charity

OCR (Oxford Cambridge and RSA Examinations)
Head office
Telephone: 01223 552552
Facsimile: 01223 552553

© OCR 2017

